



Bournemouth
University

Degrees of *difference*



Welcome to BU

#buopenday
#belongatbu

Why we love Bournemouth



Welcome to BU

1. **A bit more about BU**
2. Where to live
3. Funding your study
4. Bursaries and Scholarships available
5. UCAS Application process
6. SUBU and student life



Who are we

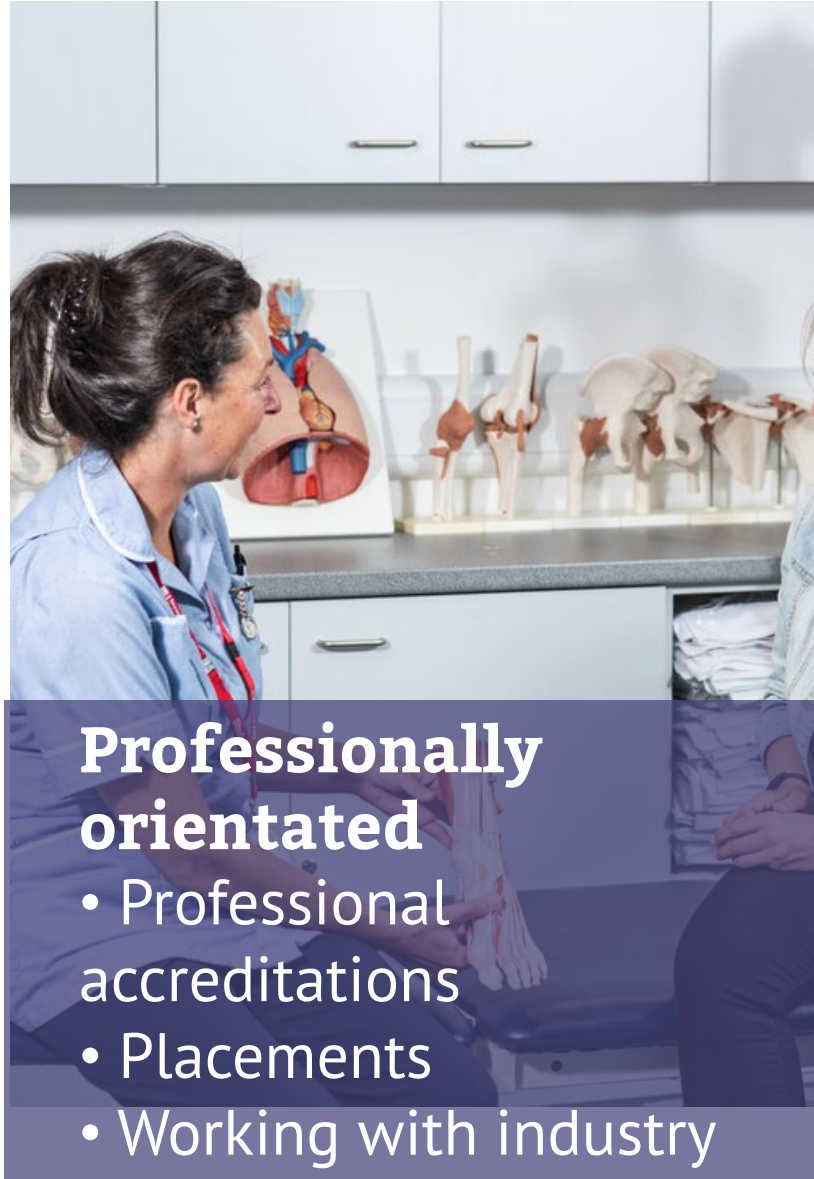
- Our vision - to be recognised worldwide as a leading university for inspiring learning, advancing knowledge and enriching society through the fusion of education, research and practice.
- 18,000 students – 2,500 international students from across the world (130+ countries)
- Across two sites – Talbot Campus & Lansdowne Campus, and partner institutions



↑ 18 places in 2022 rankings



Kate Adie CBE DL, BU Chancellor



Professionally orientated

- Professional accreditations
- Placements
- Working with industry



Incredible learning opportunities

- Live research projects
- Guest lectures
- Study abroad



96% of our research was rated as internationally recognised. Research Excellence Framework exercise, 2014

Research that makes a real difference

- Helping people live better for longer
- Contributing to the creative and cultural industries

Our university

95% of Midwifery students employed/ in further study within 15 months of graduating

Graduate Outcomes Statistics,
2018/19

88.8% of all BU graduates employed/in further study within 15 months of graduating

Graduate Outcomes Survey, 2018/19

BU nursing staff shortlisted for **two** Student Nursing Times awards (Student Nursing Times 2021)



Every BU student has the opportunity to undertake a work placement



Ranked **1st** for Social Work 2021 & 2022 (Guardian League Tables)



More than **1,200** students undertook an international experience between 2017 and 2019

Campuses to be proud of



See it for yourself

**Visit our Virtual Tour to
see everything in 360°
[www.bmth.ac.uk/
virtual-tour](http://www.bmth.ac.uk/virtual-tour)**



**Lansdowne Campus:
Bournemouth Gateway**



Bournemouth Gateway – new facilities



Welcome to BU

1. A bit more about BU
2. **Where to live**
3. Funding your study
4. Bursaries and Scholarships available
5. UCAS Application process
6. SUBU and student life

Please note:

The accommodation prices quoted in this presentation are for 2021/22 academic year and provided as an indication only. 2022/23 pricing will be confirmed on our website nearer the time.



Your home from home

- You may choose to live in hospital accommodation at your placement location, as you will experience the full 24-hour shift pattern, including weekend and night shifts.
- If you are studying some of our Healthcare courses, you will require accommodation with a 50-week tenancy. We have specific options available, although shorter (40-42 weeks options) could be selected and you opt for an additional Summer let.

You have three main options

- **Hospital accommodation** (arranged direct)
- **Halls of Residence** (booked through BU)
- **Shared houses** (booked through BU/LettingsBU)
- You may not be informed of your placement location until Summer, but Hospital accommodation can be simple & easy to arrange



Hospital accommodation

Hospital accommodation and contact details are on our website:
www.bournemouth.ac.uk/accommodation-hss

Hospital accommodation can be for all three years of study

Dorset County Hospital NHS Foundation Trust (Albany Court)

Find out about the accommodation available if your placement location is the Dorset County Hospital NHS Foundation Trust.

Musgrove Park Hospital

Read about the accommodation available at Musgrove Park Hospital and find out how to apply for a room if this is your placement location.

Royal Hampshire County Hospital

Find out about the accommodation available if you will be completing your placements at Royal Hampshire County Hospital.

St Mary's Hospital Newport

Read about the accommodation available if you are completing your placements at St Mary's Hospital Newport.

Hampshire Hospitals NHS Foundation Trust

Read about the hospital accommodation available if you are on placement with the Hampshire Hospitals NHS Foundation Trust.

Poole Hospital NHS Foundation Trust

Discover where you could live if you are based at Poole Hospital NHS Foundation Trust for your placements.

Salisbury Hospital NHS Foundation Trust

Learn about the available accommodation if you are completing your placements at Salisbury Hospital NHS Foundation Trust.

Yeovil District Hospital

Learn about the available accommodation if you are going to be completing your placements at Yeovil District Hospital.



It's going to be great...

- A wide variety of accommodation options, both on and off-campus and in halls of residence or BU managed housing
- Good transport links to the university campuses from all sites
- Cycle storage
- Internet connection
- Laundry facilities

**Guaranteed
Accommodation**
See website for all the
details.



Lansdowne Campus

15 mins

Talbot Campus by bus or bike

10 mins

Town centre

The beach

Bournemouth Gardens

5 mins

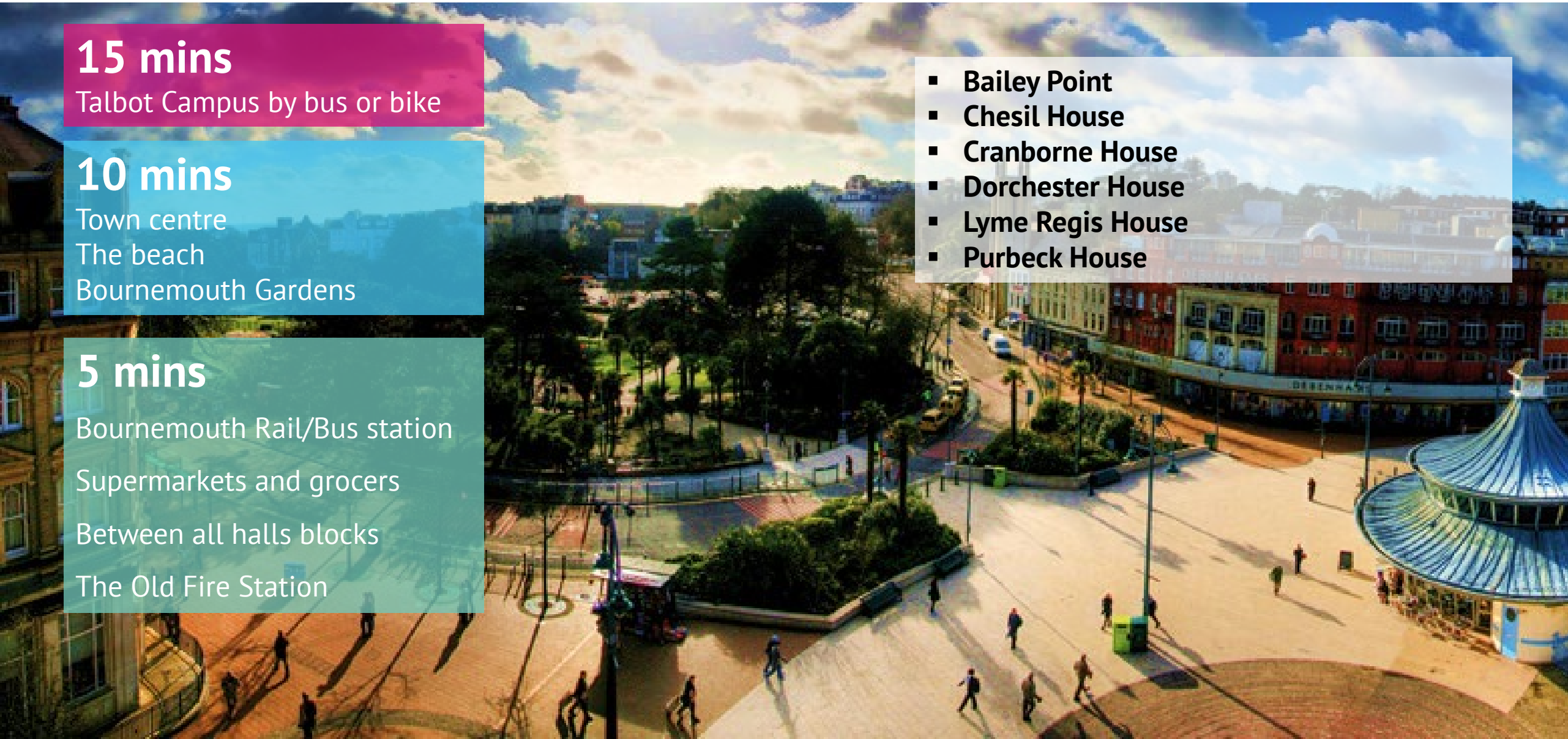
Bournemouth Rail/Bus station

Supermarkets and grocers

Between all halls blocks

The Old Fire Station

- Bailey Point
- Chesil House
- Cranborne House
- Dorchester House
- Lyme Regis House
- Purbeck House



Living

*Requires UK/International Guarantor and £250 deposit, plus two weeks rent in advance against the third instalment payment.

**Requires UK/International Guarantor and £250 deposit, deducted from first rent payment.

***Requires £250 first rental instalment

£5,951 (41 weeks)



Chesil House*

Purbeck House**



£6,002 (42 weeks)

From **£6,990** (42 weeks)



Bailey Point*

Cranborne House*



From **£5,679** (41 weeks)

£6,306 (41 weeks)



Lyme Regis House*

Dorchester House***



From **£6,570** (42 weeks)

Poole, Talbot Campus & the local area

■ Corfe House



30 mins

Talbot Campus by bus

5 mins

Poole Town Centre
Poole Train Station
Poole Quay
Shopping Centre
Supermarkets

■ Student Village



15-20 mins

Lansdowne Campus
Bournemouth Town Centre
Local supermarkets

2 mins

Lecture theatres & seminar
rooms
On-campus facilities

■ Unilet houses



5-45 mins

No more than 4 miles from us

Close to

Bournemouth town and local
high streets (Winton,
Charminster, Boscombe)

UNIBUS bus stops and routes
Other student properties for
2nd & 3rd year students

Poole, Talbot Campus & the local area

Corfe House, Poole

From **£5,923** (42 weeks)
UK Guarantor required

300 students at this accommodation
5 or 6 bed flats
En-suite in all rooms
Common room

Student Village, Talbot Campus

£5,164-£5,552 (40 weeks)
Prices vary based on refurbished (above) and
standard (below) rooms

3 – 7 bed houses
Washbasin in your room
Shared kitchen & living, bathroom(s)

Unilet shared houses

£4,616-£5,579 (41 weeks)

2-9 bed houses (around 40 rooms)
Shared kitchen & living, bathroom(s)
4 miles from campuses
24/7 support from BU
Parking may be available

Getting moved in

Stage 1 – when BU is
your **firm choice**

Register your interest
in accommodation

Stage 2 – Reserve
your room
UF – pay and sign
CF – wait for results

**We've got this covered. Your rent
includes...**

- ✓ **12 month unlimited BU bus pass**
 - ✓ Covers all university travel
 - ✓ Includes some local buses too
- ✓ **Internet usage**
- ✓ **Bills** (gas, electric, water, sewerage)

*providing unlimited travel on selected services. You can opt-out of this feature, reducing rental payment by £250.

**Additional services/premium packages are available in some halls.



ResLifeBU – you're part of the community



Your skills

- **Lifestyle** – ‘Ready, steady, cook’, ‘Masterchef’, work/life balance, budgeting
- **Study** – CV workshops, placements support, Revision



Your social life

- Organised activities & socials – stand-up paddleboarding/kayaking, book club, fashion shows, open mic nights, cultural celebrations and more...



Your wellbeing

- Welfare Coordinators for all BU accommodation
- Integration with BU wellbeing services
- Workshops for wellbeing & ‘stress-free’ socials



Welcome to BU

1. A bit more about BU
2. Where to live
3. **Funding your study**
4. Bursaries and Scholarships available
5. UCAS Application process
6. SUBU and student life



The cost of study

£9,250
per year, Honours
degree courses

- Tuition Fee Loan to cover full amount
- Students do not start repayment until income is **over £27,295***
- Fees will not change for duration of course
- You can pay the university directly in a single lump sum or two instalments

10%

Student family discount for each year of study
If an immediate family member studies at BU or is a graduate of BU.

The cost of living – 46-week courses

Up to
£11,994
living away from home,
not in London

- Maintenance Loans are for day-to-day costs – typically accommodation, travel, domestic bills etc
- Paid in three instalments (**one** each term).



45%

Non-income assessed



Up to 55%

Income assessed

Up to
£9,689
living at home

Up to
£15,615
Living away from
home, in London

This information is provided in good faith using the latest information available from Student Loans Company. The Maintenance Loan amounts shown are for 2022/23 entry. For the latest information, visit www.gov.uk/student-finance

The cost of living

Sports Therapy, Nutrition, Sociology degrees, Criminology

Up to
£9,706
living away from
home, not in London

- Maintenance Loans are for day-to-day costs – typically accommodation, travel, domestic bills etc. They are paid in three instalments (**one** each term).



45%

Non-income assessed



Up to 55%

Income assessed

Up to
£8,171
living at home

Up to
£12,667
Living away from
home, in London

This information is provided in good faith using the latest information available from Student Loans Company. The Maintenance Loan amounts shown are for 2022/23 entry. For the latest information, visit www.gov.uk/student-finance

The cost – if you take a placement year

Placement year
tuition fee
(2022 entry)

£1,850

Maintenance Loans are available
whilst you are on a paid or unpaid
placement and are non-means tested.

£2,155

(2021 entry)
Living at home

£2,874

(2021 entry)
Placement
elsewhere in UK or
abroad

£4,035

(2021 entry)
Placement in
London

The Maintenance Loan figures for the placement year for 2022 entry are not yet confirmed. These are the amounts for 2021/22 entry. For the latest information, visit www.gov.uk/student-finance



Paying it back

- You will start repaying your **combined loan amount automatically** (by HMRC) in the **April following graduation** or leaving the course, only **when you earn over the threshold**.
- If any amount remains after **30 years**, it is written off.

Interest accrues on the loan from the moment you take it out. Currently, this can be up to

RPI + 3%

9%

Of your income above
£27,295 (before tax)

for **30** years (max.)

Yearly income before tax	Income from which 9% will be deducted	Approximate monthly repayment
£27,295	£0	£0
£32,295	£5,000	£37
£37,295	£10,000	£75
£42,295	£15,000	£112
£47,295	£20,000	£150
£52,295	£25,000	£187
£57,295	£30,000	£225

Amounts shown are correct at time of delivery.

NHS Training Grant

Up to
£8,000
per annum



£5,000

All students studying on eligible courses



£1,000

Specialist disciplines



£2,000

Additional childcare allowance

Eligible courses:

Midwifery, Nursing, Occupational Therapy, Operating Department Practice, Paramedic Science and Physiotherapy

- This funding does not need to be repaid
- Register for an online account via the **NHS Learning Support Fund application system** found on the NHS website
- You must apply within six-months of starting study
- Paid in three instalments – intermittent with termly student loan payments
- You will need to reapply each year

NHS Funding: BA (Hons) Social work

Up to
£5,724
per annum

✓ **£4,862***

Social work bursary rates 2021/22

+ **£862***

Placement Travel Allowance

- This funding does not need to be repaid
- Eligible for students in their second and third year of study
- The number of bursaries are capped, so there is no guarantee
- You will need to apply via the **MyFunding** system at www.nhsbsa.nhs.uk
- If you're not eligible for the full bursary, you may still be awarded the placement travel allowance
- Paid in three instalments– one each term
- You will need to reapply each year

More financial support

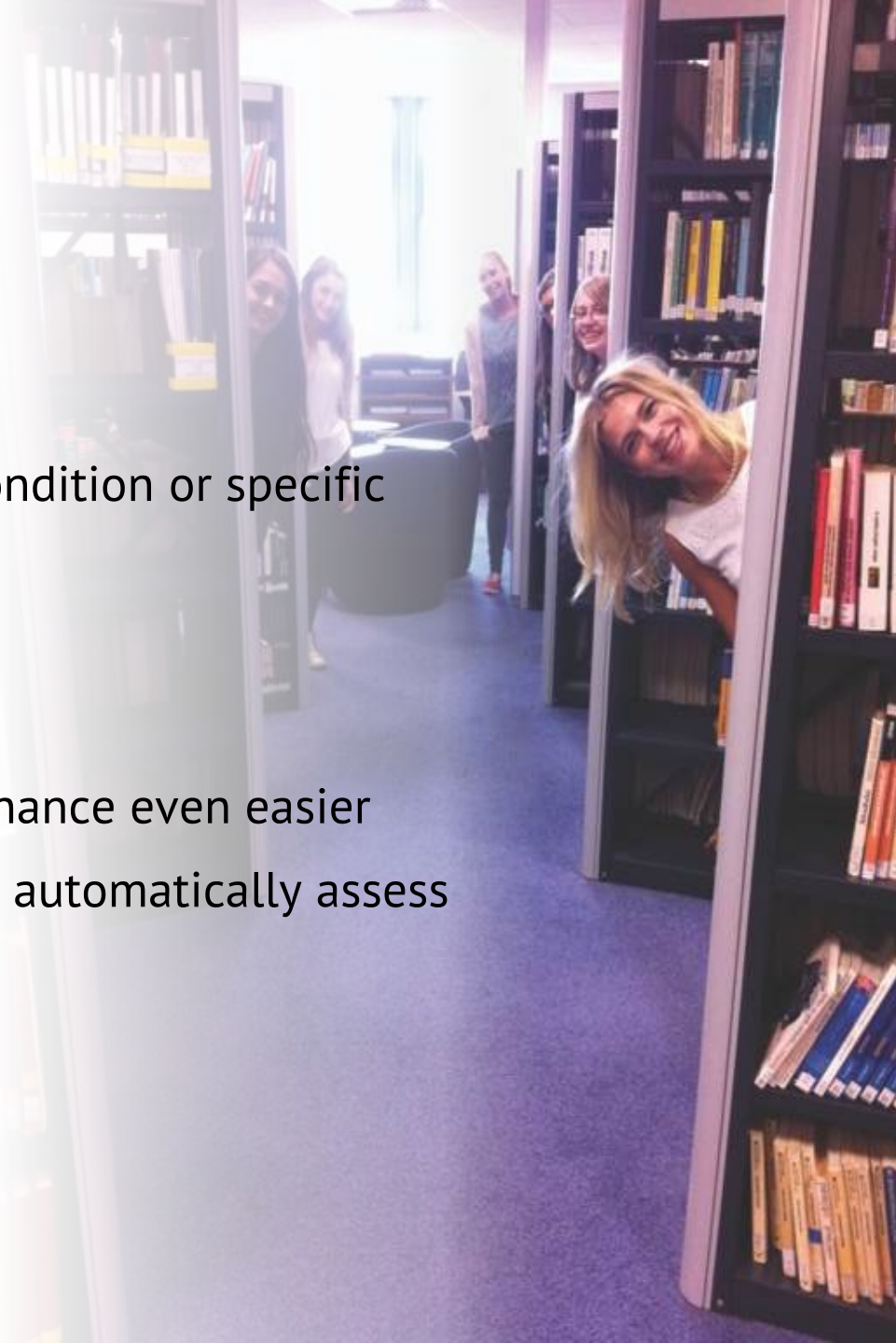
You may get extra money or support if you:

- have children or adults dependent on you
- have a disability, mental-health condition, long-term health condition or specific learning difficulty

Tick the box

- ✓ Give **consent to share** your information to make applying for finance even easier
- ✓ Let universities know if you're a **young person or care leaver** to automatically assess you for any additional financial & applications support.

More information at: **www.gov.uk/studentfinance**



Where to start



GOV.UK

www.gov.uk/student-finance

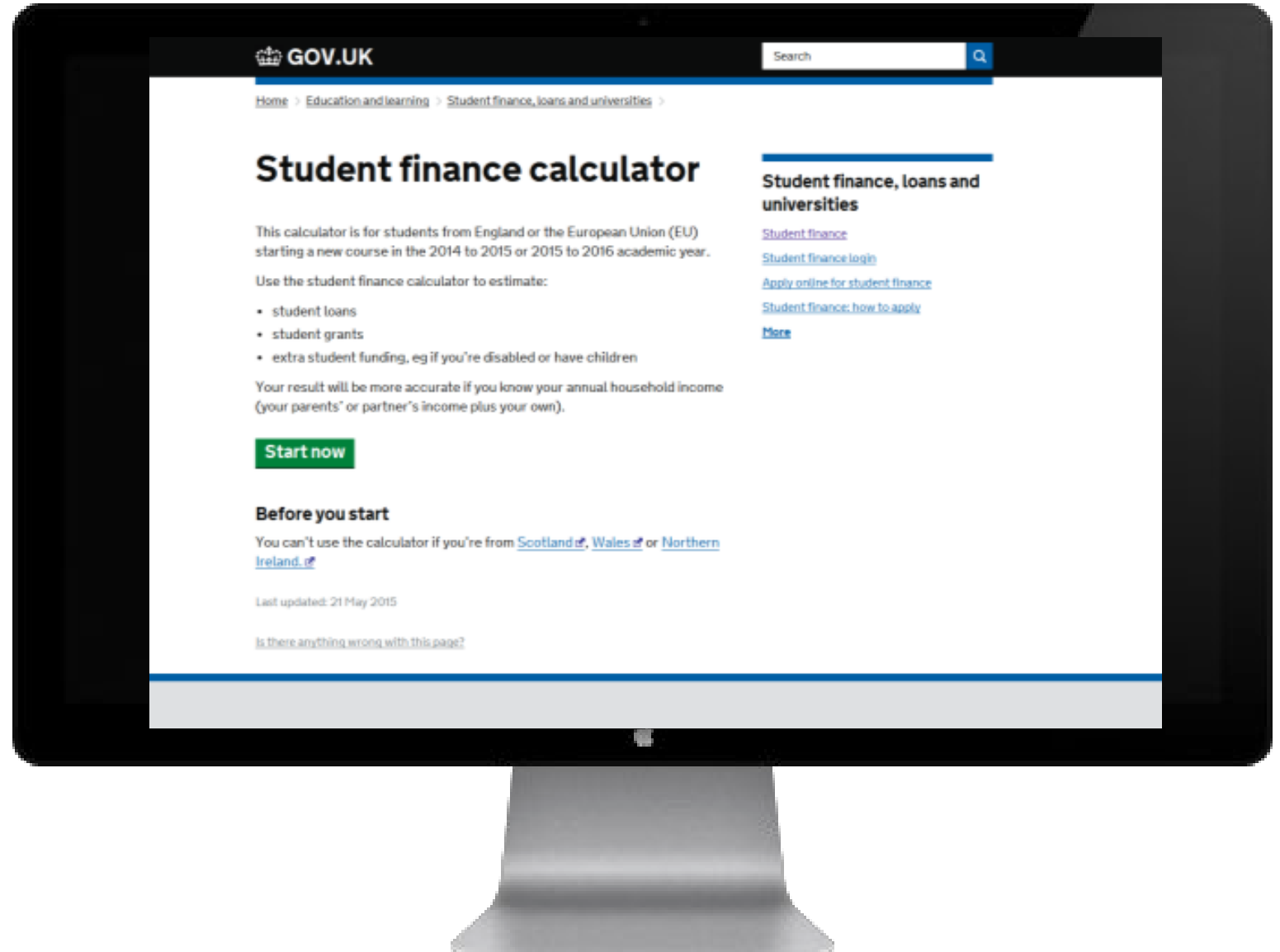
- **Student finance calculator**
- **Information & guidance**
- **Student finance application**

What you'll need:

- ✓ Details of household income
- ✓ UK passport number (enter online) or other identity documents (may need to be sent)

SAAS
Funding your future

student finance wales
cyllid myfyrwyr cymru



Welcome to BU

1. A bit more about BU
2. Where to live
3. Funding your study
4. **Bursaries and Scholarships available**
5. UCAS Application process
6. SUBU and student life



BU Maintenance Bursary

Up to **£2,400***

Over 3 years of study
(£800 each year)

UK national or 'settled status' living
in England

Household incomes up to £16,000

BU Care Leavers Bursary

Up to **£9,000****

Over 3 years of study
(£3,000 each year)

For UK nationals/'settled status' living in
England who have been in care of the Local
Authority for a period of 13 weeks since
their 14th birthday, and at some point since
their 16th birthday



*Up to £3,200 for those studying
a Foundation Year

**Up to £12,000 for those
studying a Foundation Year

Terms, conditions & exclusions apply.
See www.bournemouth.ac.uk/bursaries



**BU Sport
Scholarship**
Up to £5,000

Supporting elite athletes
representing their sport at a
national or junior level



Terms & conditions apply
See www.bournemouth.ac.uk/ug-scholarships

BU Music Scholarship
Benefits package worth
approximately £600
per year
Supporting outstanding musicians and
singers who raise the profile of BU's
performance-based output



Welcome to BU

1. A bit more about BU
2. Where to live
3. Funding your study
4. Bursaries and Scholarships available
5. **UCAS Application process**
6. SUBU and student life



The Application Process

Register on **Apply**

Research your options

Make your **application**

- **Personal details**
- **Qualifications (achieved and predicted)**
- **Personal statement**
- **Teacher or Individual reference**

Institutions and Providers will consider the application

They will make a decision to

- **Offer**
(Conditional/Unconditional)
- **Interview** (other selection measures)
- **Reject**

You will make your final decisions

- **Firm**
- **Insurance**
- **Decline remaining choices**

Your results are considered

- **Confirm**
- **Reject**

Start
applying
from
7 Sept

Application
s to Oxford
&
Cambridge
15 Oct

Get your
application
in by
26 Jan

UCAS Extra
opens
25 Feb

You can still
apply late up
until the end
of the cycle
30 Jun

Receive
university
decisions by
19 May
if you applied by 26 January

Make your **firm
& insurance
choice** by
9 June
if you applied by 26 January

Confirmation,
Clearing &
Adjustment
(from early July)
Mid-Aug

Application
cycle
formally
closes
30 Jun

All
remaining
application
s through
Clearing

Entry Requirements

Our offer will be based on our **tariff points range**, meaning **flexibility** about your grades.

You will need to have a minimum of **two** A-levels or equivalent. We will also consider additional study, such as the Extended Project Qualification.

General Studies is usually excluded from our offer.

BTEC Nationals/Cambridge Technicals				T-levels	Tariff points	AS-level	A-level	International Baccalaureate Higher Level Certificate ¹	Extended Project Qualification
Extended Certificate	Foundation/ Subsidiary Diploma ¹	Diploma	Extended Diploma						
			D*D*D*	Distinction*	168				
			D*D*D		160				
			D*DD		152				
			DDD	Distinction	144				
			DDM		128				
				Merit	120				
		D*D*	DMM		112				
		D*D			104				
		DD	MMM	Pass (C or above)	96				
	D*D*				84				
		DM	MMP		80				
	D*D				78				
	DD			Pass (D or E)	72				
		MM	MPP		64				
	DM				60				
D*					56		A*	H7	
D	MM	MP	PPP		48		A	H6	
					40		B		
	MP				36				
M		PP			32		C	H5	
					28				A*
	PP				24		D	H4	A
					20	A			B
P					16	B	E		C
					12	C		H3	D
					10	D			
					8				E
					6	E			

If you are applying for:

- Nursing
- Midwifery
- Operating Department Practice (ODP)
- Paramedic Science
- Social Work

You will be required to attend an interview.



Additional information

- **Occupational Health Checks:**

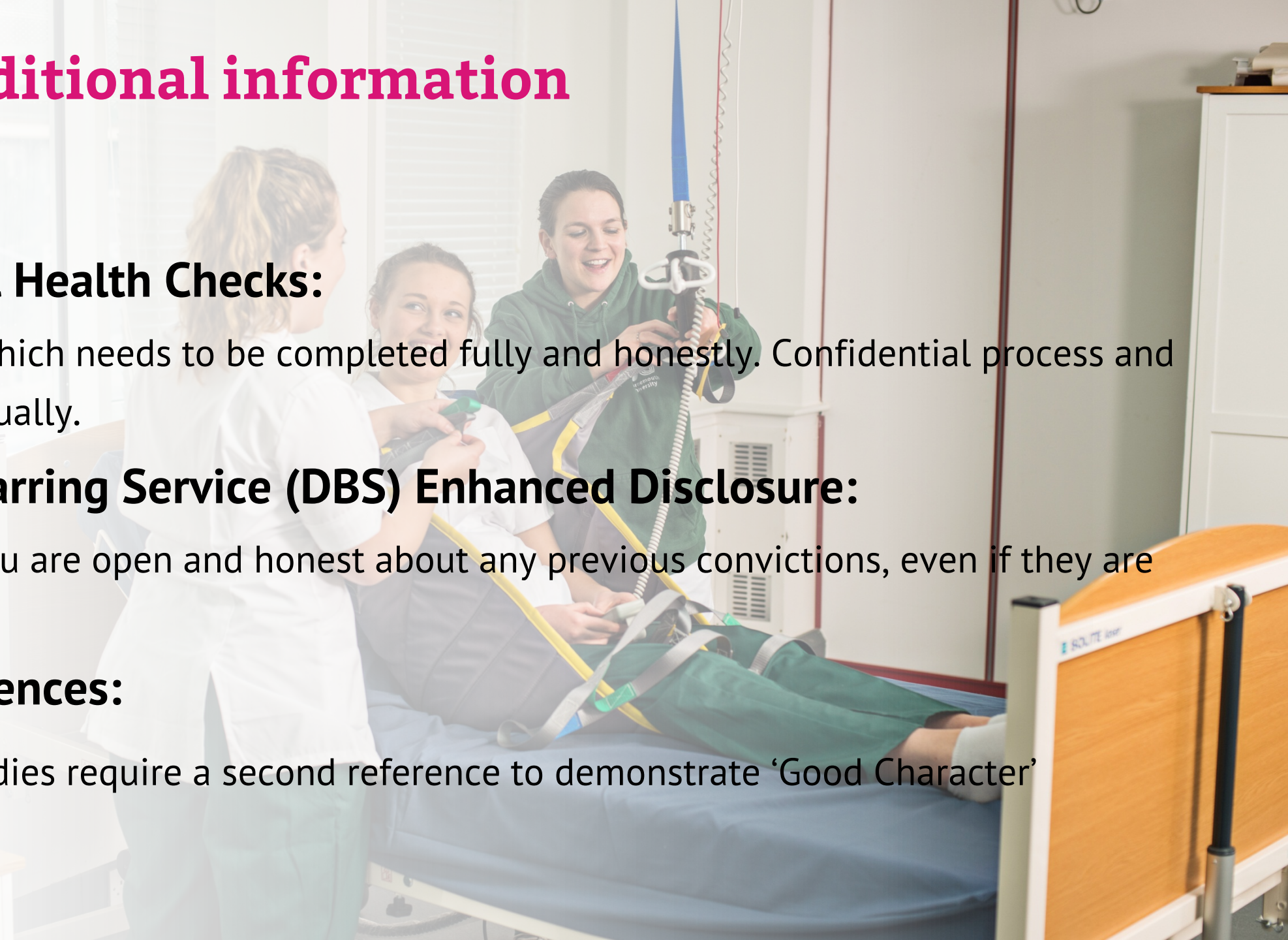
Questionnaire which needs to be completed fully and honestly. Confidential process and assessed individually.

- **Disclosure Barring Service (DBS) Enhanced Disclosure:**

Essential that you are open and honest about any previous convictions, even if they are 'spent'

- **Second references:**

Professional bodies require a second reference to demonstrate 'Good Character'



How we'll assess your application

We will make you an offer that's tailored to you and your application and will look at more than just your academic performance when making you an offer and deciding whether to accept you on the course.

Depending on the course you apply for we'll look at:

- **your grades and other academic experience**
- **work and other experience**
- **Personal statement**
- **Your performance at an interview/selection test**
- **An academic/professional reference** (Health & Social Care courses only)

AccessBU

If you don't have traditional qualifications, or are unable to meet the entry requirements, we may be able to make you an offer through AccessBU if you meet certain criteria e.g. you have been in care or live in an area where fewer people typically progress to Higher Education. **Your offer could be 16 points below the published tariff.**

www.bournemouth.ac.uk/accessbu

Welcome to BU

1. A bit more about BU
2. Where to live
3. Funding your study
4. Bursaries and Scholarships available
5. UCAS Application process
6. **SUBU and student life**



Support and wellbeing

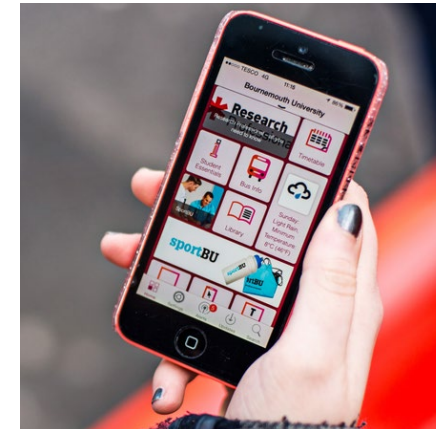
- AskBU – general support
- Additional Learning Support
- On-site childcare facilities
- Careers advice & myCareerHub
- Faith & Reflection Service
- Subject librarians & Library experts
- On-site Police team and personal safety events
- Student Wellbeing
- Student Advice (Students' Union)
- ResLifeBU



It's the right time...

- **Almost a fifth** of our undergraduate student population is over 21
- Tools to help you study on-the-go and from home
- A variety of accommodation options & private rentals
- On-campus **childcare facilities**, Surgery and Faith & Reflection Service
- SUBU Advice
- **10% student family discount**
- **20% graduate discount** on further study

10%
Student family discount for each year of study
If an immediate family member studies at BU or is a graduate of BU.



Be represented



SUBU
DEBATES



Be involved

NERVEmedia



SUBU
ACTIVITIES

SUBU
Advice
Free,
independent,
confidential
advice
for all BU students

WIN A HAMPER
WORTH
£2100
WIN
Find the winning ticket

SUBU Advice
MONEY MATTERS
SUBU Advice

Be supported

SUBU
COMMUNITY



**We've provided the latest
information available at the time of
delivery (January 2022).**

For the latest information, visit our
website: www.bournemouth.ac.uk.

Contact us

01202 961916

futurestudents@bournemouth.ac.uk

