



Bournemouth  
University

# Degrees of *difference*



Welcome to BU

#buopenday  
#belongatbu



# Why we love Bournemouth





# Welcome to BU

1. **A bit more about BU**
2. Where to live
3. Funding your study
4. Bursaries and Scholarships available
5. UCAS Application process
6. SUBU and student life



# Who are we

- Our vision - to be recognised worldwide as a leading university for inspiring learning, advancing knowledge and enriching society through the fusion of education, research and practice.
- 18,000 students – 2,500 international students from across the world (130+ countries)
- Across two sites – Talbot Campus & Lansdowne Campus, and partner institutions



↑ 18 places in 2022 rankings



Kate Adie CBE DL, BU Chancellor



**We are...**



## Incredible learning opportunities

- Live research projects
- Guest lectures
- Study abroad

## Professionally orientated

- Professional accreditations
- Placements
- Working with industry

## Research that makes a real difference

- Helping people live better for longer
- Contributing to the creative and cultural industries

**96%** of our research was rated as internationally recognised.  
Research Excellence Framework exercise, 2014



# Our university

**95%** of BU graduates would recommend us to prospective students

BU Alumni survey 2020, based on 1,195 respondents

**88.8%** of all BU graduates employed/in further study within 15 months of graduating

Graduate Outcomes Survey, 2018/19



OFFICIAL HIGHER EDUCATION PARTNER



Every BU student has the opportunity to undertake a work placement



**Award winning graduates worked on Gravity, Inception & Avatar**



**More than 1,200 students undertook an international experience between 2017 and 2019**



# Campuses to be proud of



**See it for  
yourself**

Visit our Virtual  
Tour to see  
everything in 360°  
[www.bmth.ac.uk/  
virtual-tour](http://www.bmth.ac.uk/virtual-tour)



**Lansdowne Campus:  
Bournemouth Gateway**



**Talbot Campus:  
The Fusion Building**



# Welcome to BU

1. A bit more about BU
2. **Where to live**
3. Funding your study
4. Bursaries and Scholarships available
5. UCAS Application process
6. SUBU and student life

**Please note:**

The accommodation prices quoted in this presentation are for 2021/22 academic year and provided as an indication only. 2022/23 pricing will be confirmed on our website nearer the time.





# It's going to be great...

- A wide variety of accommodation options, both on and off-campus and in halls of residence or BU managed housing
- Good transport links to the university campuses from all sites
- Cycle storage
- Internet connection
- Laundry facilities

**Guaranteed  
Accommodation**  
See website for all the  
details.





# Lansdowne Campus

**15 mins**

Talbot Campus by bus or bike

**10 mins**

Town centre

The beach

Bournemouth Gardens

**5 mins**

Bournemouth Rail/Bus station

Supermarkets and grocers

Between all halls blocks

The Old Fire Station

- Bailey Point
- Chesil House
- Cranborne House
- Dorchester House
- Lyme Regis House
- Purbeck House





# Bedrooms





# Kitchens





# Living

\*Requires UK/International Guarantor and £250 deposit, plus two weeks rent in advance against the third instalment payment.

\*\*Requires UK/International Guarantor and £250 deposit, deducted from first rent payment.

\*\*\*Requires £250 first rental instalment.





# Poole, Talbot Campus & the local area

## ■ Corfe House



**30 mins**

Talbot Campus by bus

**5 mins**

Poole Town Centre  
Poole Train Station  
Poole Quay  
Shopping Centre  
Supermarkets

## ■ Student Village



**15-20 mins**

Lansdowne Campus  
Bournemouth Town Centre  
Local supermarkets

**2 mins**

Lecture theatres & seminar  
rooms  
On-campus facilities

## ■ Unilet houses



**5-45 mins**

No more than 4 miles from us

**Close to**

Bournemouth town and local  
high streets (Winton,  
Charminster, Boscombe)

UNIBUS bus stops and routes  
Other student properties for  
2<sup>nd</sup> & 3<sup>rd</sup> year students



# Poole, Talbot Campus & the local area

## Corfe House, Poole

From **£5,923** (42 weeks)  
UK Guarantor required

**300** students at this accommodation  
**5 or 6** bed flats  
**En-suite** in all rooms  
**Common room**

## Student Village, Talbot Campus

**£5,164-£5,552** (40 weeks)  
Prices vary based on refurbished (above) and  
standard (below) rooms

**3 – 7** bed houses  
**Washbasin** in your room  
**Shared** kitchen & living, bathroom(s)

## Unilet shared houses

**£4,616-£5,579** (41 weeks)

**2-9** bed houses (around 40 rooms)  
**Shared** kitchen & living, bathroom(s)  
**4 miles** from campuses  
**24/7** support from BU  
**Parking** may be available



# Getting moved in

**Stage 1** – when BU is  
your **firm choice**

Register your interest  
in accommodation

**Stage 2** – Reserve  
**your room**  
**UF** – pay and sign  
**CF** – wait for results

**We've got this covered. Your rent  
includes...**

- ✓ **12 month unlimited BU bus pass**
  - ✓ Covers all university travel
  - ✓ Includes some local buses too
- ✓ **Internet usage**
- ✓ **Bills** (gas, electric, water, sewerage)

\*providing unlimited travel on selected services. You can opt-out of this feature, reducing rental payment by £250.

\*\*Additional services/premium packages are available in some halls.





# ResLifeBU – you're part of the community



## Your skills

- **Lifestyle** – ‘Ready, steady, cook’, ‘Masterchef’, work/life balance, budgeting
- **Study** – CV workshops, placements support, Revision



## Your social life

- Organised activities & socials – stand-up paddleboarding/kayaking, book club, fashion shows, open mic nights, cultural celebrations and more...



## Your wellbeing

- Welfare Coordinators for all BU accommodation
- Integration with BU wellbeing services
- Workshops for wellbeing & ‘stress-free’ socials





# Welcome to BU

1. A bit more about BU
2. Where to live
3. **Funding your study**
4. Bursaries and Scholarships available
5. UCAS Application process
6. SUBU and student life





# The cost of study

**£9,250**  
per year, Honours  
degree courses

- Tuition Fee Loan to cover full amount
- Students do not start repayment until income is **over £27,295\***
- Fees will not change for duration of course
- You can pay the university directly in a single lump sum or two instalments

**10%**

**Student family discount for each year of study**  
If an immediate family member studies at BU or is a graduate of BU.



# The cost of living

Up to  
**£9,706**  
living away from  
home, not in London

- Maintenance Loans are for day-to-day costs – typically accommodation, travel, domestic bills etc. They are paid in three instalments (**one** each term).



**45%**

Non-income assessed



**Up to 55%**

Income assessed

Up to  
**£8,171**  
living at home

Up to  
**£12,667**  
Living away from  
home, in London

This information is provided in good faith using the latest information available from Student Loans Company. The Maintenance Loan amounts shown are for 2022/23 entry. For the latest information, visit [www.gov.uk/student-finance](https://www.gov.uk/student-finance)



# The cost – if you take a placement year

Placement year  
tuition fee  
(2022 entry)

**£1,850**

Maintenance Loans are available  
whilst you are on a paid or unpaid  
placement and are non-means tested.

**£2,155**  
(2021 entry)  
Living at home

**£2,874**  
(2021 entry)  
Placement  
elsewhere in UK or  
abroad

**£4,035**  
(2021 entry)  
Placement in  
London

The Maintenance Loan figures for the placement year for 2022 entry are not yet confirmed. These are the amounts for 2021/22 entry. For the latest information, visit [www.gov.uk/student-finance](https://www.gov.uk/student-finance)





# Paying it back

- You will start repaying your **combined loan amount automatically** (by HMRC) in the **April following graduation** or leaving the course, only **when you earn over the threshold**.
- If any amount remains after **30 years**, it is written off.

Interest accrues on the loan from the moment you take it out. Currently, this can be up to

**RPI + 3%**

**9%**

Of your income above  
£27,295 (before tax)

for **30** years (max.)

Yearly income before tax	Income from which 9% will be deducted	Approximate monthly repayment
£27,295	£0	£0
£32,295	£5,000	£37
£37,295	£10,000	£75
£42,295	£15,000	£112
£47,295	£20,000	£150
£52,295	£25,000	£187
£57,295	£30,000	£225

Amounts shown are correct at time of delivery.



# More financial support

## You may get extra money or support if you:

- are studying Social Work - bursaries may be available
- have children or adults dependent on you
- have a disability, mental-health condition, long-term health condition or specific learning difficulty

## Tick the box

- ✓ Give **consent to share** your information to make applying for finance even easier
- ✓ Let universities know if you're a **young person or care leaver** to automatically assess you for any additional financial & applications support.

More information at: **[www.gov.uk/studentfinance](http://www.gov.uk/studentfinance)**





# Where to start



GOV.UK

[www.gov.uk/student-finance](http://www.gov.uk/student-finance)

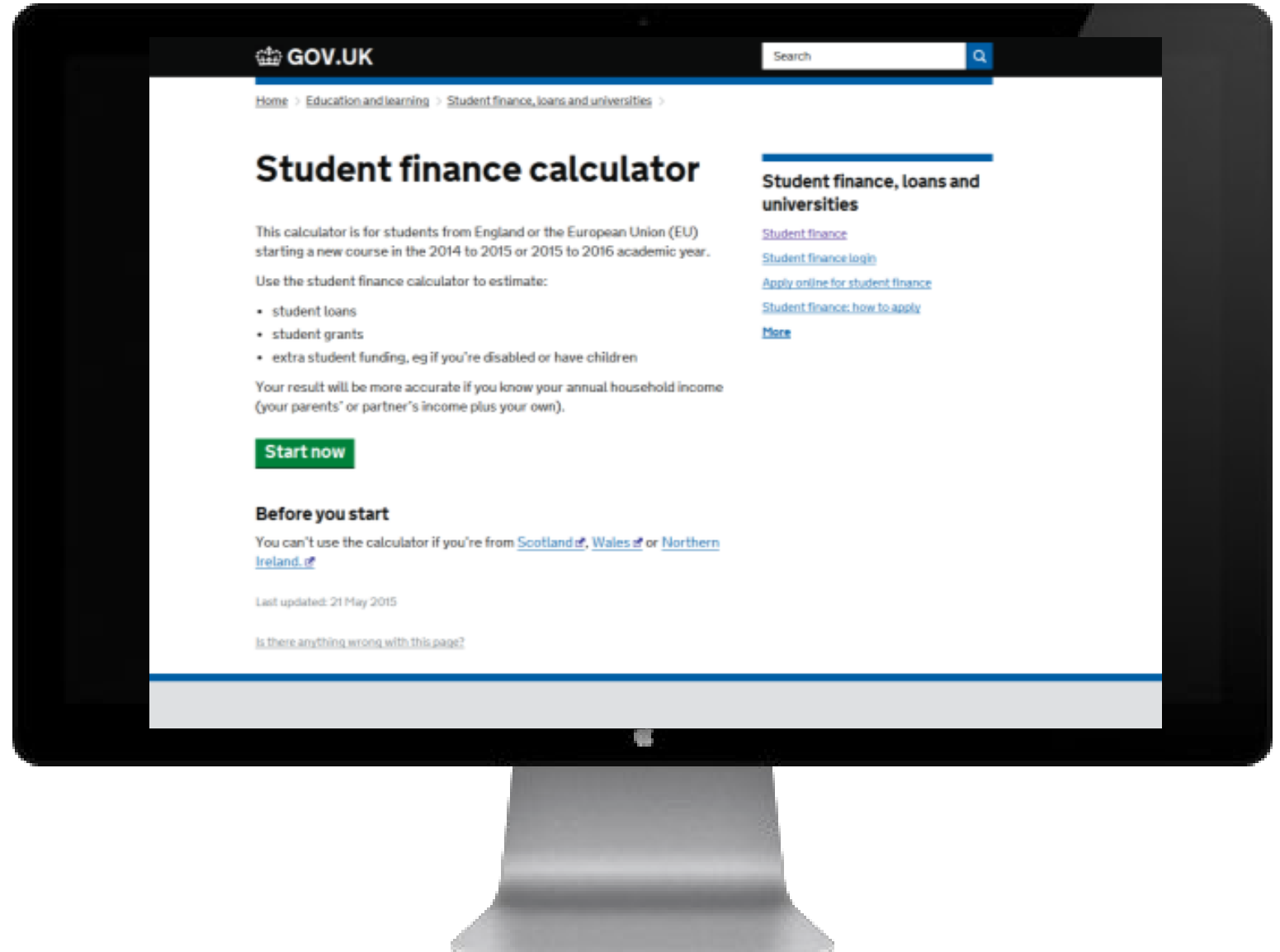
- Student finance calculator
- Information & guidance
- Student finance application

## What you'll need:

- ✓ Details of household income
- ✓ UK passport number (enter online) or other identity documents (may need to be sent)

**SAAS**  
Funding your future

student finance wales  
cyllid myfyrwyr cymru





# Welcome to BU

1. A bit more about BU
2. Where to live
3. Funding your study
4. **Bursaries and Scholarships available**
5. UCAS Application process
6. SUBU and student life





## **BU Maintenance Bursary**

Up to **£2,400\***

Over 3 years of study  
(£800 each year)

UK national or 'settled status' living  
in England

Household incomes up to £16,000

## **BU Care Leavers Bursary**

Up to **£9,000\*\***

Over 3 years of study  
(£3,000 each year)

For UK nationals/'settled status' living in  
England who have been in care of the Local  
Authority for a period of 13 weeks since  
their 14<sup>th</sup> birthday, and at some point since  
their 16<sup>th</sup> birthday



\*Up to £3,200 for those studying  
a Foundation Year

\*\*Up to £12,000 for those  
studying a Foundation Year

Terms, conditions & exclusions apply.  
See [www.bournemouth.ac.uk/bursaries](http://www.bournemouth.ac.uk/bursaries)





**BU Sport  
Scholarship**  
**Up to £5,000**

Supporting elite athletes  
representing their sport at a  
national or junior level

Terms & conditions apply  
See [www.bournemouth.ac.uk/ug-scholarships](http://www.bournemouth.ac.uk/ug-scholarships)



**BU Music Scholarship**  
**Benefits package worth**  
**approximately £600**  
**per year**  
Supporting outstanding musicians and  
singers who raise the profile of BU's  
performance-based output



# Welcome to BU

1. A bit more about BU
2. Where to live
3. Funding your study
4. Bursaries and Scholarships available
5. **UCAS Application process**
6. SUBU and student life





# The Application Process

Register on **Apply**

**Research** your options

Make your **application**

- **Personal details**
- **Qualifications (achieved and predicted)**
- **Personal statement**
- **Teacher or Individual reference**

Institutions and Providers will consider the application  
They will make a decision to

- **Offer**  
(Conditional/Unconditional)
- **Interview** (other selection measures)
- **Reject**

You will make your final decisions

- **Firm**
- **Insurance**
- **Decline remaining choices**

Your results are considered

- **Confirm**
- **Reject**

**Start applying from 7 Sept**

Applications to Oxford & Cambridge  
15 Oct

**Get your application in by 26 Jan**

UCAS Extra opens  
25 Feb

You can still apply late up until the end of the cycle  
30 Jun

**Receive university decisions by 19 May**  
if you applied by 26 January

**Make your firm & insurance choice by 9 June**  
if you applied by 26 January

**Confirmation, Clearing & Adjustment (from early July) Mid-Aug**

Application cycle formally closes  
30 Jun

All remaining applications through  
**Clearing**

# Entry Requirements

Our offer will be based on our **tariff points range**, meaning **flexibility** about your grades.

You will need to have a minimum of **two** A-levels or equivalent. We will also consider additional study, such as the Extended Project Qualification.

General Studies is usually excluded from our offer.

BTEC Nationals/Cambridge Technicals				T-levels	Tariff points	AS-level	A-level	International Baccalaureate Higher Level Certificate <sup>1</sup>	Extended Project Qualification
Extended Certificate	Foundation/ Subsidiary Diploma <sup>1</sup>	Diploma	Extended Diploma						
			D*D*D*	Distinction*	168				
			D*D*D		160				
			D*DD		152				
			DDD	Distinction	144				
			DDM		128				
				Merit	120				
		D*D*	DMM		112				
		D*D			104				
		DD	MMM	Pass (C or above)	96				
	D*D*				84				
		DM	MMP		80				
	D*D				78				
	DD			Pass (D or E)	72				
		MM	MPP		64				
	DM				60				
D*					56		A*	H7	
D	MM	MP	PPP		48		A	H6	
					40		B		
	MP				36				
M		PP			32		C	H5	
					28				A*
	PP				24		D	H4	A
					20	A			B
P					16	B	E		C
					12	C		H3	D
					10	D			
					8				E
					6	E			



# How we'll assess your application

We will make you an offer that's tailored to you and your application and will look at more than just your academic performance when making you an offer and deciding whether to accept you on the course.

Depending on the course you apply for we'll look at:

- **your grades and other academic experience**
- **work and other experience**
- **Personal statement**
- **Your performance at an interview/selection test**
- **An academic/professional reference** (Health & Social Care courses only)

## AccessBU

If you don't have traditional qualifications, or are unable to meet the entry requirements, we may be able to make you an offer through AccessBU if you meet certain criteria e.g. you have been in care or live in an area where fewer people typically progress to Higher Education. **Your offer could be 16 points below the published tariff.**

[www.bournemouth.ac.uk/accessbu](http://www.bournemouth.ac.uk/accessbu)

# Welcome to BU

1. A bit more about BU
2. Where to live
3. Funding your study
4. Bursaries and Scholarships available
5. UCAS Application process
6. **SUBU and student life**





# Support and wellbeing

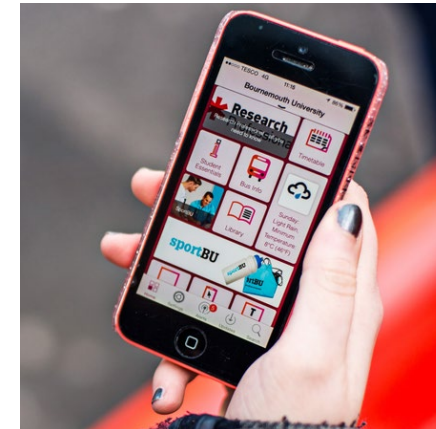
- AskBU – general support
- Additional Learning Support
- On-site childcare facilities
- Careers advice & myCareerHub
- Faith & Reflection Service
- Subject librarians & Library experts
- On-site Police team and personal safety events
- Student Wellbeing
- Student Advice (Students' Union)
- ResLifeBU



# It's the right time...



- **Almost a fifth** of our undergraduate student population is over 21
- Tools to help you study on-the-go and from home
- A variety of accommodation options & private rentals
- On-campus **childcare facilities**, Surgery and Faith & Reflection Service
- SUBU Advice
- **10% student family discount**
- **20% graduate discount** on further study

**10%**  
**Student family discount for each year of study**  
If an immediate family member studies at BU or is a graduate of BU.





# Jordan's story

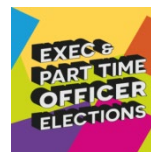




## Be represented



**SUBU**  
DEBATES



## Be involved

**NERVE**media



**SUBU**  
ACTIVITIES

**SUBU**  
Advice

**Free,  
independent,  
confidential  
advice**  
for all BU students

academic : housing :  
finance : employment benefits :  
consumer : personal



## Be supported

**SUBU**  
COMMUNITY





**We've provided the latest information  
available at the time of  
delivery (January 2022).**

For the latest information, visit our  
website: [www.bournemouth.ac.uk](http://www.bournemouth.ac.uk).

**Contact us**  
**01202 961916**  
[futurestudents@bournemouth.ac.uk](mailto:futurestudents@bournemouth.ac.uk)

