

Welcome to BU

#BUOpenDay

#BelongAtBU



Who are we

Our vision

To be recognised worldwide as a leading university for inspiring learning, advancing knowledge and enriching society through the fusion of education, research and practice.

18,000 students

2,500 international students from across the world (130+ countries).

Two sites

Talbot Campus & Lansdowne Campus, plus partner institutions.

We're ranked as a top 10 university in the UK in the Times Higher Education Impact Rankings 2024 and joint 39th globally.

We're 95th in the world in the Times Higher Education Young University Rankings 2024.

We're in the top 500 in the 2024 Times Higher Education World University Rankings.

We are...



Professionally orientated

Professional accreditations
Placements
Working with industry



Incredible learning opportunities

Live research projects
Guest lectures
Study abroad



Research that makes a real difference

Helping people live better for longer
Contributing to the creative and cultural industries

94%

of research rated as internationally-recognised or above*

Our university

95%

of BU graduates would
recommend us to
prospective students

BU Alumni survey 2020, based on 1,195 respondents

88.7%

of all BU undergraduate
graduates are employed or in
further study within 15 months
of graduating

Graduate Outcomes 2021/22 survey results published by
the Higher Education Statistics Agency (HESA). HESA open
data is published under the (CC BY 4.0) licence.

100%

of undergraduate students
have the opportunity to
undertake a work placement



Campuses to be proud of



Lansdowne Campus

BU







Bournemouth University
Midwifery at Portsmouth
Campus



Sustainability at BU

What we've achieved so far:

2,000+

solar panels have enabled us to avoid releasing over 550 tonnes of CO₂e

Joint **1st**

for SDG 12 Responsible Consumption and Production.*

Joint **39th in the world**

For our contribution to the UK Sustainable Development Goals.*

Refill campus

Use your water bottle at one of our 45 refill points on campus.



SUBU – Your Students' Union

WHATUNI?
STUDENT
CHOICE
Awards
2024


WINNER
STUDENTS' UNION
SOUTH WEST ENGLAND



Your home from home.

Accommodation for first
year undergraduate students.

#BUOpenDay
#BelongAtBU



Please note:

The accommodation prices
quoted in this presentation are
for the 2024/25 academic year.
For the latest information, please
refer to the BU website.

Your home from home

- You may choose to live in hospital accommodation at your placement location, as you will experience the full 24-hour shift pattern, including weekend and night shifts.
- If you are studying some of our Healthcare courses, you will require accommodation with a 50-week tenancy. We have specific options available, although shorter (40-42 weeks options) could be selected and you opt for an additional Summer let.

You have three main options:

- Hospital accommodation (arranged direct)
- Halls of Residence (booked through BU)
- Shared houses (booked through BU/LettingsBU)
- You may not be informed of your placement location until Summer, but Hospital accommodation can be simple & easy to arrange

Hospital accommodation

Hospital accommodation and contact details are on our website:
www.bournemouth.ac.k/accommodation-hss

Hospital accommodation can be for all three years of study

Dorset County Hospital NHS Foundation Trust (Albany Court)

Find out about the accommodation available if your placement location is the Dorset County Hospital NHS Foundation Trust.

Musgrove Park Hospital

Read about the accommodation available at Musgrove Park Hospital and find out how to apply for a room if this is your placement location.

Royal Hampshire County Hospital

Find out about the accommodation available if you will be completing your placements at Royal Hampshire County Hospital.

St Mary's Hospital Newport

Read about the accommodation available if you are completing your placements at St Mary's Hospital Newport.

Hampshire Hospitals NHS Foundation Trust

Read about the hospital accommodation available if you are on placement with the Hampshire Hospitals NHS Foundation Trust.

Poole Hospital NHS Foundation Trust

Discover where you could live if you are based at Poole Hospital NHS Foundation Trust for your placements.

Salisbury Hospital NHS Foundation Trust

Learn about the available accommodation if you are completing your placements at Salisbury Hospital NHS Foundation Trust.

Yeovil District Hospital

Learn about the available accommodation if you are going to be completing your placements at Yeovil District Hospital.





It's going to be great...

- A wide variety of accommodation options, both on and off-campus and in halls of residence or BU managed housing
- Good transport links to the university campuses from all sites
- Cycle storage
- Internet connection
- Laundry facilities



ResLifeBU

- Exclusive for those living in the BU accommodation portfolio
- Works around three core principles: **Social, Wellbeing and Skills**





Lansdowne Campus

15 mins

Talbot Campus by bus or
bike

10 mins

Town centre
The beach
Bournemouth Gardens

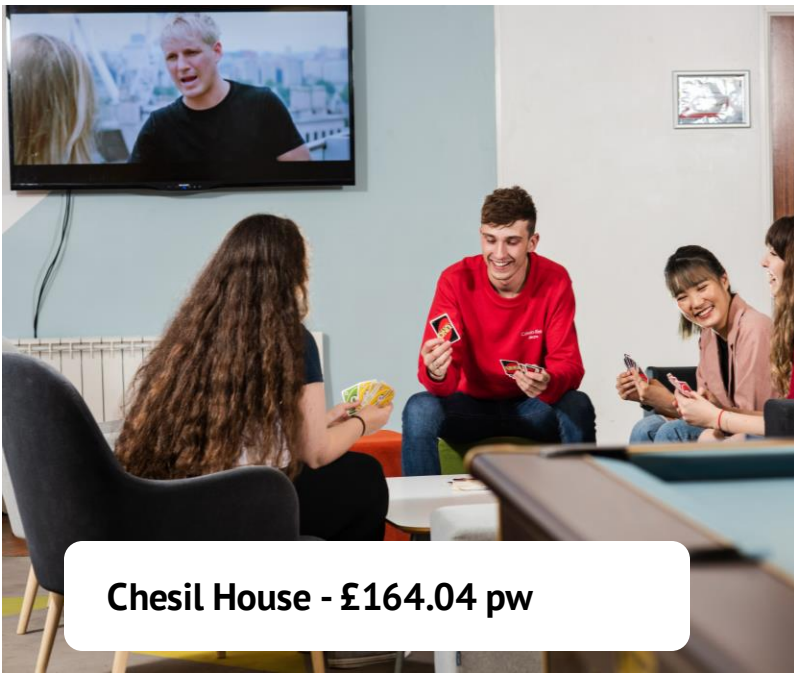
5 mins

Bournemouth Rail/Bus
station
Supermarkets and grocers
Between all halls blocks
The Old Fire Station

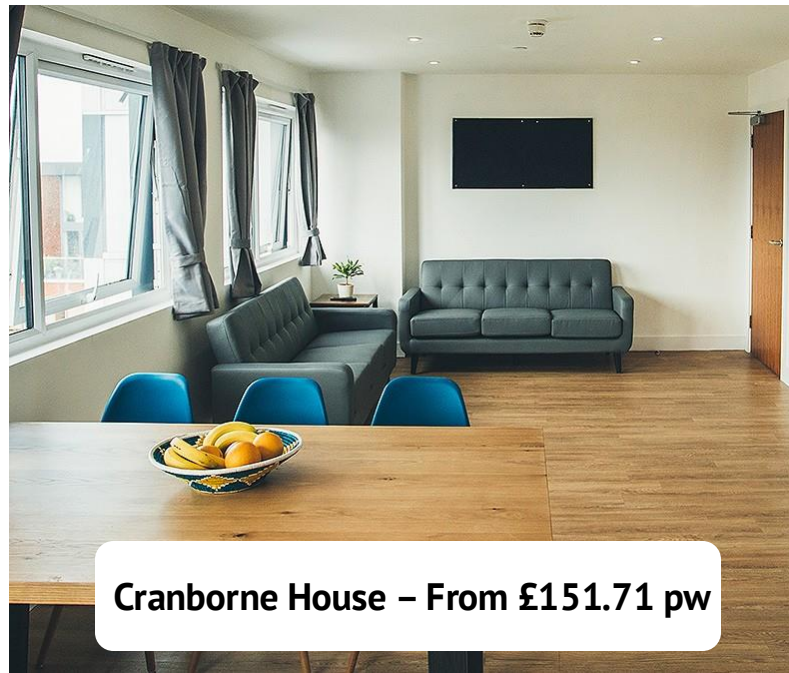
Lansdowne Halls

- Bailey Point
- Chesil House
- Cranborne House
- Dorchester House
- Lansdowne Point
- Lulworth Accommodation
- Lyme Regis
- Purbeck House





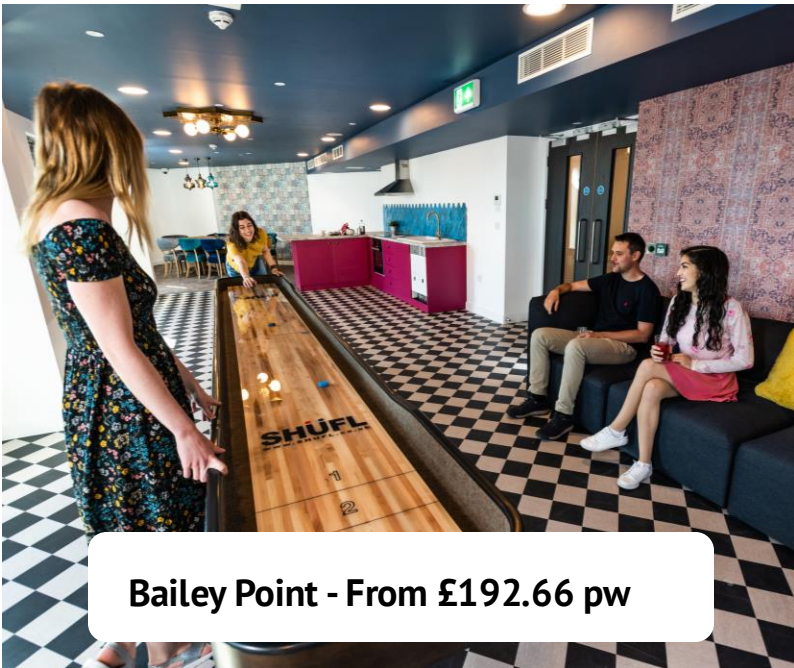
Chesil House - £164.04 pw



Cranborne House – From £151.71 pw



Lyme Regis House – from £173.83 pw



Bailey Point - From £192.66 pw



Dorchester House – from £177.83 pw



Lyme Regis House – from £173.83 pw



Corfe House

From £163.29



Student Village

From £143.49



Unilet shared houses

From £141.48



Booking and getting moved in

Book accommodation through the BU Accommodation Portal

Go to the BU website for more details:

www.bournemouth.ac.uk/accommodation

Guaranteed accommodation – we can guarantee you a room in our accommodation, if you meet the terms of our Accommodation Guarantee

So, you're moving away from home - maybe for the first time?

Prepare

Get things covered

Space saver

Learn more on our website:


www.bournemouth.ac.uk/accommodation



The best start

**Fees & funding for first
year undergraduates.**

#BUOpenDay
#BelongAtBU



Please note: The figures shown are for 2024 entry unless stated otherwise.

The cost of study

- **Tuition Fee Loan** to cover full amount
- Students do not start repayment until income is over £25,000* a year, £2,083 a month, £480 a week
- You can pay the university directly in a single lump sum or two instalments

*Latest figures from Student Finance England.

**Foundation Year fees vary depending on whether they are classroom based or not – up to £9,535

£9,535**

**Per year,
Honours degree
courses (level 4)**

2025-26 entry

10%

**Student family discount for each year
of study**

If an immediate member of the family studies
at BU or is a graduate of BU.



The cost of living: Maintenance Loan

Maintenance Loans are for day-to-day costs - typically accommodation, travel, domestic bills etc. They are paid in three instalments (one each term)

Up to **£10,544**
living away from
home, not in London

Up to **£8,877**
living at home

- 45% is non-income assessed and up to 55% is income assessed

This information is provided in good faith using the latest information available from Student Loans Company. The Maintenance Loan amounts shown are for 2025/26 entry and based on a 30-week course. A Long Courses Loan is available if your course is more than 30 weeks and 3 days. For the latest information, visit www.gov.uk/student-finance



The cost of living: Maintenance Loan 46-week courses

Maintenance Loans are for day-to-day costs - typically accommodation, travel, domestic bills etc. They are paid in three instalments (one each term)

Up to **£12,647**
living away from
home, not in London

Up to **£10,216**
living at home

- 45% is non-income assessed and up to 55% is income assessed



The cost – if you take a placement year

Maintenance Loans are available whilst you are on a paid or unpaid placement and are non-means tested.

Placement year
tuition fee

£1,850

£2,324

Living at
home

£3,098

Placement
elsewhere in
UK or abroad

£4,350

Placement in
London

For the latest information, visit www.gov.uk/student-finance



Paying it back

- You will start repaying your **combined loan amount automatically** (by HMRC) in the **April following graduation** or leaving the course, only **when you earn over the threshold**.

If any amount remains after 40 years, it is written off.

Yearly income before tax	Income from which 9% will be deducted	Approximate monthly repayment
£25,000	£0	£0
£28,000	£3,000	£22
£29,500	£4,500	£33
£31,000	£6000	£45
£33,000	£8,000	£60

9%

of your income
above £25,000
(before tax) for 40
years max

Interest accrues on the loan from the moment you take it out. Likely to be

RPI

Additional support from the Government

**Non-repayable
additional
support**

**Apply as part of
your student
finance
application**

- **Childcare grant:**
 - Up to £193.62 a week for 1 child
 - Up to £331.95 a week for 2 children or more
- **Parents' Learning Allowance:**
 - Up to £1,963 a year to support learning costs (doesn't affect benefits or tax credits)
- **Adult Dependants' Grant:**
 - Up to £3,438 a year
- **Child tax credit:**
 - Up to £3,235 a year for each child for the 2023 to 2024 tax year
- **Disabled Students' Allowances:**
 - Up to £26,948 for support. Help with day-to-day costs of studying that are related to your disability, specialist equipment, a non-medical helper allowance.

Additional support from the Government

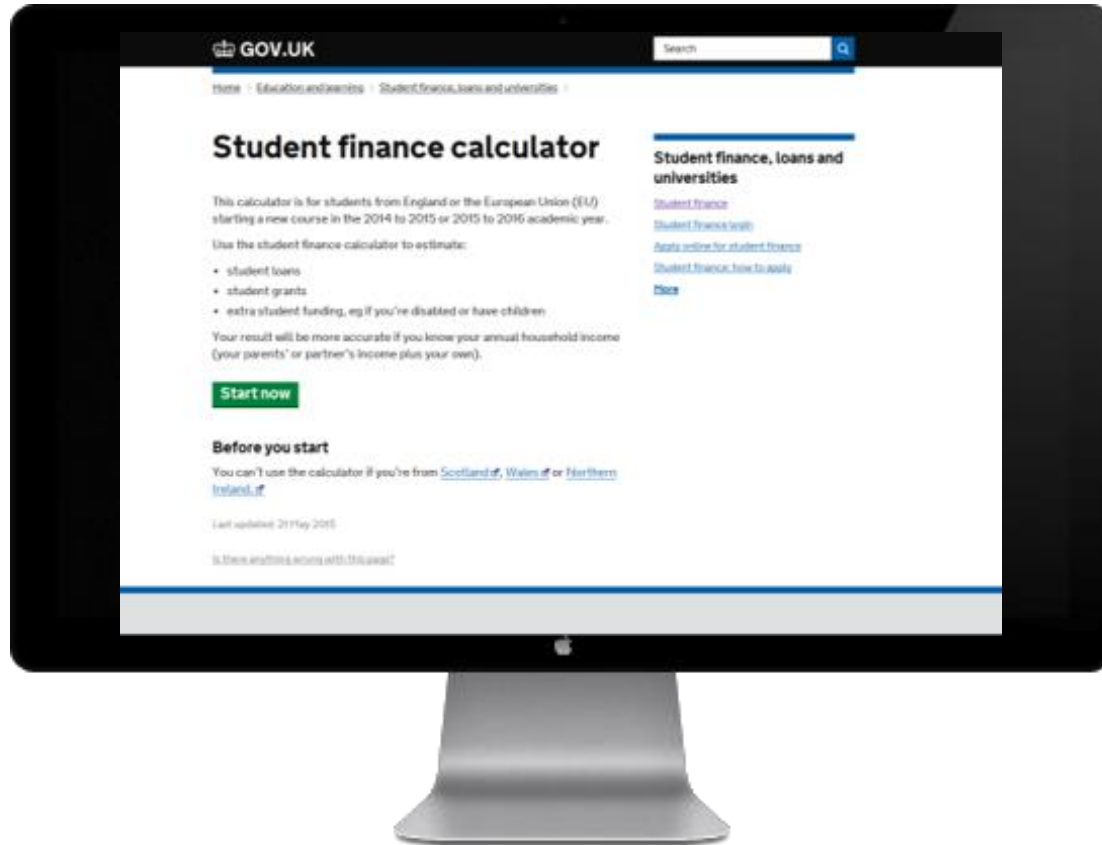
**Non-repayable
additional
support**

**Apply online:
www.gov.uk**

- **Universal Credit**

- Studying full-time
- You do not have parental support and are not under local authority care
- Have limited capability for work and are entitled to Personal Independence Payment (PIP) or Disability Allowance (DLA)
- You're responsible for a child
- You're in a couple with responsibility for a child and your partner is eligible for Universal Credit
- Paid monthly

Where to start



 **GOV.UK**
www.gov.uk/student-finance

- Student finance calculator
- Information & guidance
- Student finance application

What you'll need:

- ✓ Details of household income
- ✓ UK passport number (enter online) or other identity documents (may need to be sent)

Additional financial support

NHS Learning
Support Fund
Up to
£8,000 per
year

Travel and
Dual
Accommodation
Expenses

Exceptional
Support Fund
Up to £3,000
per year

BA (Hons)
Social Work
Up to £5,724
per year


For the latest information, visit www.gov.uk/student-finance



Bursaries & Scholarships from BU

- ✓ This support is directly from BU – it's additional to your student loan
- ✓ BU should be your firm choice to be considered for any of this funding
- ✓ They're non-repayable






BU Maintenance Bursary

Up to £2,400* over 3 years of study (£800 each year) For 'Home' fee status applicants living in England with a household income up to £25,000.



BU Care Leavers Bursary

Up to £9,000** over 3 years of study (£3,000 each year) for 'Home' fee status applicants living in England who have been in the care of the Local Authority for a period of 3 months or more, with a household income up to £25,000.



BU Estrangement Bursary

Up to £9,000** over 3 years of study (£3,000 each year) for 'Home' fee status applicants living in England who have been estranged from their parents for 12 months or more, with a household income up to £25,000.

*Up to £3,200 for those studying a Foundation Year

**Up to £12,000 for those studying a Foundation Year

Terms, conditions & exclusions apply. See www.bournemouth.ac.uk/bursaries





BU Sport Scholarship

Up to £5,000 supporting elite athletes representing their sport at national or junior level.



BU Music Scholarship

Approximately £600 per year supporting outstanding musicians and singers who raise the profile of BU's performance-based output.

Terms & conditions apply.
See www.bournemouth.ac.uk/bursaries



Things to remember

2025 entry

From March

- Book your accommodation when your place is Unconditional Firm

May

- Student funding applications must be submitted by end of May and explore Scholarships & Bursaries
- Make your university choice

September

- Get ready to start uni!





My Time at BU




We've provided the latest information available at the time of delivery (January 2025).

For the latest information, visit our website: www.bournemouth.ac.uk

Contact us

📞 01202 961916

✉️ futurestudents@bournemouth.ac.uk



Contact us:

 01202 961916

 futurestudents@bournemouth.ac.uk