



Explore our campuses and range of facilities further with the Virtual Tour: www.bournemouth.ac.uk/virtual-tour

Welcome to our Talbot Campus

We hope you enjoy exploring and we'd love to know what you think.

Share your photos on social media @bournemouthuni




1 Your journey begins at the entrance to Poole House, our central hub.

To the right of Reception, with its own entrance, is our **Design & Engineering Innovation Centre**.

These workshops are reserved for our Design & Engineering students and include rapid prototyping labs, an electronics design lab, 3D printers, as well as stress testing and dynamics labs.



Behind you is Bournemouth University's (BU) **Bus Hub**, where you can catch one of our UNIBUS services - a fleet of buses providing a door-to-door service to Lansdowne Campus (including BU accommodation), Southbourne, Westbourne and Poole. Local bus services also depart from here.



Come inside Poole House and just to your left is **The Hub**, home to our AskBU Team and CareersBU. AskBU is your one-stop-shop for student enquiries - you can contact them by email and phone, or drop in here to see them at Talbot Campus. CareersBU are our Careers and Employability Team. They are here to support you from day one of your degree and the support continues once you have graduated. They can help you develop your skills, connect with employers, and plan for your future.

2 Now head back past reception towards The Atrium.



You'll often find this buzzing with students grabbing a quick bite to eat between lectures. Will you spot all the many different cafés on campus?

If you're not stopping for a coffee, have a browse around the **Students' Union Shop**.

Opposite our Students' Union Shop is **LettingsBU**. They help provide you access to BU approved student houses in Bournemouth and the surrounding areas.

3 Head down the corridor to the left of the Atrium café, and you'll spot our Human Performance Laboratories.

Our Sports students have access to state-of-the-art equipment in these laboratories.



If you head up the stairs to the first floor, your next stop is **Dylan's Kitchen & Bar**, a place to relax and catch up with friends between lectures. In the evenings, a range of events bring the place to life, from (competitive) quiz nights to karaoke. Dylan's offers some of the best student deals around on food and drink.

4 Head downstairs and back towards The Atrium and past the Students' Union Shop. Walk outside to the Lecture Theatres on your left.



If there are no lectures taking place, feel free to pop in and have a look around.

5 Go back outside and continue walking away from Poole House. To your right you will see our Student Centre, which is your next stop. Head up the steps and go inside to SportBU on your right.

If you'd like to have a look at the facilities on offer, just ask at reception to see for yourself.

Inside **SportBU** you'll find a high spec **gym zone**, four-court **sports hall**, **dance studios** and **rehabilitation treatment rooms**. We certainly recommend taking a few minutes to have a look around.



6 Once you've explored SportBU, head back into the Student Centre, to get a taste of life here at BU.

The **Student Centre** offers a space where students can work collaboratively and socialise, as well as designated areas for welfare, democracy and equality. The higher you climb the central staircase (or take the lift), the more impressive the panoramic view of our campus will become.

The **Student Centre** has been created with energy efficiency in mind, which has allowed it to receive a number of green credentials, including a BREEAM 'Excellent' rating.



On the first floor of **SUBU (Students' Union at BU)**, you will find the offices of your **Full-Time Officers** whose duty is to ensure fairness for all, and that your voice is heard - both within the union and the university. **SUBU** provides clubs, societies, volunteering and part-time work opportunities to enrich your time spent here. Explore how to get involved in a varied programme of arts, politics, faith, cultural and academic events. **SUBU Advice** is on-hand offering free, confidential and independent advice to existing and prospective students, so if you have any academic, housing, finance, or other worries about becoming a student, do stop for a chat. You'll also find **SUBU's** student-run radio station and magazine, **Nerve Media**, on the fourth floor. Listen carefully and you may hear Nerve Radio being played.



If you visit the third floor, you'll see our **beach hut technobooths**. Grab a coffee at the **Ground Up Café** if you fancy hanging out awhile.

For those who want the best view of Talbot Campus, only the top floor will do.

7 Go back outside and cross the courtyard area. Follow the footpath in front of you until you see **Kimmeridge House**.

If there are no classes taking place, feel free to explore the **lecture theatres** and **seminar rooms**. **Kimmeridge House** often plays host to events, conferences and degree shows.



Just across from **Kimmeridge House**, you'll spot the **Biodome**, which is used for plant growth research.




You'll also notice one of our **Cycle Hubs**. We encourage our staff and students to help protect the planet and there is an extensive network of cycle paths connecting our campus to the surrounding areas. If you want to start cycling at university, the BU Bike Scheme could be of interest to you.

8 Now head back to the main walkway and follow signs to **Dorset House**.



On your way, you'll pass the **Doctoral College** on your right, which supports our postgraduate research students and operates an open-door policy.

Dorset House is home to our **Business School**. It provides collaborative study areas and meeting rooms, including the Executive Education Suite and boardroom, all with the latest technology to enable hybrid working, professional meetings and presentations. There are also a number of **labs, project and microscope rooms** for the **School of Life & Environmental Sciences**.



9 Walk beyond Dorset House until you see **Weymouth House** on your left. Go inside.



Welcome to **Weymouth House**, where our journalism and communication students thrive in a dynamic, hands-on environment.

Our state-of-the-art facilities include fully equipped TV studios, radio stations with specialist mics and sound design kits, newsrooms equipped with iMacs all of which come with the Adobe Creative Cloud suite of desktop apps and professional news bulletin software, and podcast studios.



Here, students collaborate just as they would in the industry, working together across various platforms to produce high-quality content, from broadcasting live news to crafting compelling advertising, public relations and digital media campaigns.

When you leave **Weymouth House**, you'll see the **Fusion Building** straight ahead.



The **Fusion Building** offers **27 seminar rooms**, **three lecture theatres**, **research space**, a **24-station PC laboratory**, **roof-top terraces** and numerous **catering facilities**, topped with a glass dome roof. The Fusion Building is part of an on-going investment programme that is transforming the learning experience of our students, whilst ensuring that BU remains as environmentally friendly as possible.



10 Head back outside and turn right, you'll soon find **Christchurch House** on your left. Continue along the path with the car park on your right.

There's lots happening inside this building, home to the **School of Psychology** and **School of Life & Environmental Sciences**. Alongside **PC labs**, an **artefact store** and **field equipment**, you can spot our **Zooarchaeology**, **Osteoarchaeology**, **Chemistry**, **Medical** and **Toxicology labs**. Our **Zooarchaeology lab** has an impressive reference collection, containing over 500 known specimens. There are also tissue culture, microscopy and analytical labs. You'll also find the **Peach Tree common room**, and **staff offices**. Christchurch House is also home to our **Crime Scene Training Facility**. This building has a lounge, dining room, kitchen, bedrooms, a bank and an illicit drugs lab where we set up crime scenes for students to investigate.



11 Leave Christchurch House and head towards the large building on your left, which is **Poole Gateway Building**.

The **Poole Gateway Building** is used predominantly by students from the **Media School** and the **National Centre for Computer Animation**, although the communal areas are open and accessible to students from all faculties.



To the right as you enter, you will see a **live studio set**, which includes a stage and interview area.

The ground floor also houses our **4K Ultra High Definition TV studios**, a **sound stage**, **green screen** and **motion capture studio**, as well as the **kit room** and **Production Support Desk** where students can hire equipment.



On the floors above, you will find the **computer animation studios**, **audio live recording and mixing studios**, **dubbing studios**, **video editing suites**, **post production suite**, **E-sports lab for live streaming and broadcasting**, and **desktop publishing studio**.

12 Cross the car park, following signs to **Talbot House**.



Talbot House is the main hub for our student support and welfare services. Inside you'll find the **Music Centre**, which features a suite of **teaching and practice rooms**. Individual music lessons are available, while students and staff can also join a range of ensembles. You will also find the **Multi-faith Chaplaincy**, **Student Wellbeing Service** and **Medical Centre** here. Both students and staff also have access to childcare facilities at the Ofsted-registered Talbot Woods **nursery**. Finish your tour of **Talbot House** in the **Student Hall**, a popular venue for a variety of events including music ensemble rehearsals.

13 As you leave the **Student Hall**, you will see the **Student Village** on your left.



The **Student Village** is our on-campus accommodation and features 3-7 bedroom, self-catered, shared houses.

There's much more accommodation at our **Lansdowne Campus**, which is a short bus ride away.



14 Retrace your steps across the car park, following signs to the **Sir Michael Cobham Library**.

Feel free to explore the **Sir Michael Cobham Library**. Students have access to electronic, print and multimedia resources with staff on-hand for support. There is a photocopying and printing area, plus **over 300 PCs** and **technobooth** learning spaces, including 11 new study rooms.

If you want to explore resources for the subject you'd like to study, just ask the library staff.

On the ground floor, as well as another café, you'll find **Additional Learning Support (ALS)**, which offers specialist one-to-one support for specific learning differences, sensory and physical impairments, medical conditions, and mental health. ALS also offers an impartial advisory service, including information about Disabled Students' Allowances (DSA).



The next stop is the first floor, where you'll see the **Postgraduate Zone** with study area and **Language Centre**, including English language support for overseas students.

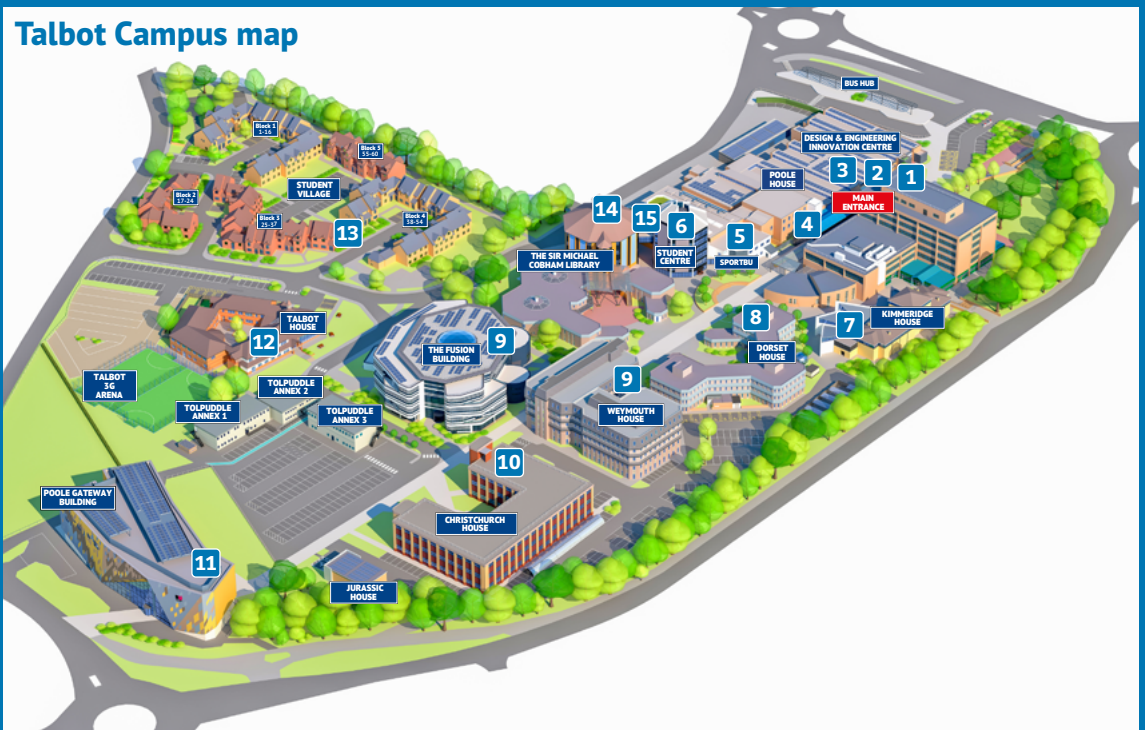
Also situated here is our **Peer Assisted Learning (PAL)** scheme, which fosters cross-year support between students on the same courses.

15 Leave the library and head back to Poole House to end your tour. If you'd like to take the scenic route, go via **Lady Cobham Bridge** from the **library third floor** across to the **Student Centre**.

This is where your tour of Talbot campus finishes. You may also want visit our Lansdowne Campus starting at Bournemouth Gateway building.



Talbot Campus map



If you have any questions after visiting our campus, then we're here to help. Contact our Future Students Enquiry Team using the details below:

Tel: +44 (0)1202 961916

Email: futurestudents@bournemouth.ac.uk

Web: www.bournemouth.ac.uk/contact

